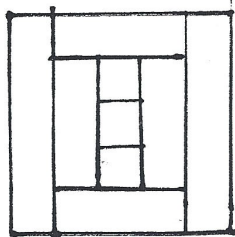
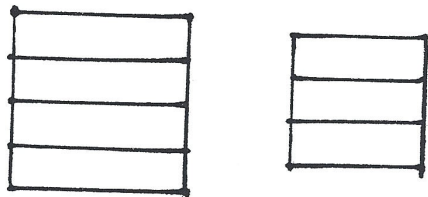


The Linus Connection

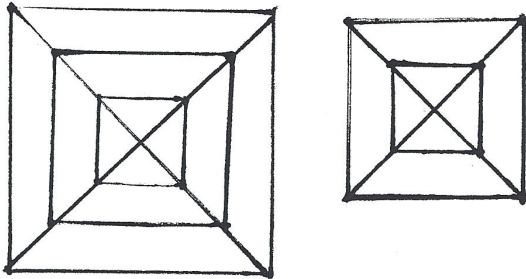
Ideas for 2 1/2" Strips
by Osie Lebowitz



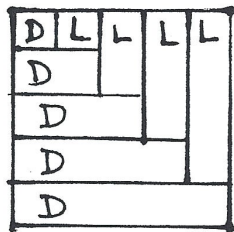
Center – 2 1/2" square
 2nd Round – 2 1/2" square (cut 2)
 2 1/2" X 6 1/2" (cut 2)
 3rd Round - 2 1/2" X 6 1/2" (cut 2)
 2 1/2" X 10 1/2" (cut 2)



2 1/2" X 8 1/2" (cut 4) or
 2 1/2" X 6 1/2" (cut 3)



Sew 2 or 3, 2 1/2" strips together and use a 45-degree ruler to cut angles



1st dark – 2 1/2" square
 1st light – 2 1/2" square
 2nd dark – 2 1/2" X 4 1/2"
 2nd light – 2 1/2" X 4 1/2"
 3rd dark – 2 1/2" X 6 1/2"
 3rd light – 2 1/2" X 6 1/2"
 4th dark – 2 1/2" X 8 1/2"
 4th light – 2 1/2" X 8 1/2"
 5th dark – 2 1/2" X 10 1/2"